



Monarch Maxi

Connection System
Retractable Stacking Insect
Screen




- ◆ Monarch Maxi is the perfect choice of insect protection for large openings that are either very high or extremely wide.
- ◆ Monarch Maxi has a vast array of applications including bi-fold & stacker doors, alfresco dining areas, servery's, entertainment rooms and veranda enclosures.
- ◆ The screen is custom manufactured to sizes up to 3.1metres in height and 10 metres in width.






- ◆ Our revolutionary connection system works by joining a series of retractable insect screen sash's together using magnets.
- ◆ The connection system allows you can enter and exit the room from any point along the opening. There is also the option to link each sash together by installing the optional connecting bracket.





- ◆ A feature of the connection system is that the retractable sashes can be stacked at either end or bi-parted from the centre of the opening.
- ◆ If the screen is not going to be used for extended periods of time the sash can be easily removed and stored away.






- ◆ The screen attractive, wind resistant, easy to operate and can be moved to any position along the opening
- ◆ The screen offers superior insect protection compared to other retractable screen systems due to the unique mesh retaining clips and cord tensioning system





- ◆ The unique “Barrier Free” design means there are no channels or tracks on the floor to trip over.
- ◆ The patented mesh floor guide disappears into the sash mullion when operated leaving a virtually unimpeded pathway through the opening.






- ◆ Minimal strength or effort is required to open or close the screen. The wire tension system that operates the screen allows you to gently slide the screen to any position along the opening.
- ◆ The pleated insect screen mesh incorporates a mid span tensioning cord, that operates the screen and assist keeping the mesh in place during windy conditions





- ◆ Installation of the screen is relatively simple. Each screen sash unit is manufactured individually and supplied ready to install into the opening.
- ◆ Step One-install the top rail, bottom rail and catching frames to the perimeter of the opening.
- ◆ Step Two – insert the screen units into the top rail and install the top rail insertion cap.





- ◆ If the mesh is becomes worn or damaged the screen can be easily repaired by installing a replacement mesh cartridge. The mesh is supplied cut to size, ready to attach to the mesh cartridge.
- ◆ To order replacement mesh just quote the "Lot number" printed on the sticker located on the top rail





Material

- ◆ Frames : Aluminum
- ◆ Mesh :Pleated Polyester
- ◆ Retracting Mesh Guide : POM
- ◆ Injection parts : POM, Nylon
- ◆ Screws and Fittings: Stainless Steel

Finish

- ◆ Black, White, Bronze Anodised, Dark Bronze Anodised,
- ◆ Clear Anodised (silver), Stain Anodised (Champagne)

Size Range

- ◆ Height – minimum 1000mm to maximum 3000mm per sash unit
- ◆ Width – minimum 500mm to a maximum 1000mm per sash unit
- ◆ Maximum length of the Top and Bottom length is 2500mm.
The rails are joined together for openings greater than 2500mm.

Adjustment

- ◆ In Width (+10mm)
- ◆ In Height (± 15 mm)

Installation

- ◆ Inside mount of the frame



FREE CALL 1300 MOZZIE

1 3 0 0 6 6 9 9 3 3

www.screenit.net.au

MOON INTERNATIONAL PTY LTD T/AS
NATIONAL SCREENS ®
PO BOX 558 BURPENGARY
QUEENSLAND 4505
Tel. (61) 7 3886 6632
Fax. (61) 7 3886 8812
Email: sales@nationalscreen.com.au
ABN 99 430 131 330